

Guide to IHAG E-banking

6 January 2023



First log-in with mTAN (text message)

Zugang E-Banking

Vertragsnummer 1

Passwort 2

Anmelden

[Passwort vergessen?](#)

© 2021 Privatbank IHAG Zürich AG | [Rechtliche Hinweise](#)

Login – Daten für das E-Banking

Sehr geehrte Kundin
Sehr geehrter Kunde

Anbei erhalten Sie Ihren Benutzernamen und Ihr Passwort für den Zugang zu Ihren

1 Vertragsnummer: Ihre sechsstellige Vertragsnummer

Bitte melden Sie sich nach Erhalt dieses Schreibens so schnell wie möglich an (http://www.ihag.ch) werden dann gebeten, Ihr Passwort zu ändern. Wir bitten Sie, zur Erstellung eines neuen Passworts die folgenden Empfehlungen zu befolgen:

- Das Passwort muss mindestens acht Zeichen lang sein
- Verwenden Sie Symbole, Zahlen sowie Gross- und Kleinbuchstaben.
- Verwenden Sie keine Passwörter, die Sie anderweitig nutzen (z.B. Passwort Ihres E-Mail-Kontos)
- Verwenden Sie keine Namen, Geburtstage oder andere Wörter, die sich leicht erraten lassen
- Ändern Sie Ihr Passwort regelmässig
- Schreiben Sie Ihr Passwort niemals auf.
- Geben Sie Ihr Passwort niemandem

Für weitere Informationen steht Ihnen Ihre Kundenbetreuerin / Ihr Kundenbetreuer zur Verfügung.

Freundliche Grüsse

Privatbank IHAG Zürich AG

Brief ohne Unterschrift: 2 Ihr Passwort

Anmelden

Ein Sicherheitscode wurde auf Ihr Mobiltelefon gesendet.
Bitte warten Sie die Nachricht ab und geben Sie den darin enthaltenen Code ein.
Bisher haben keine Anmeldevorgänge stattgefunden

Sicherheitscode 3

Anmelden

Falls Sie den Sicherheitscode nicht erhalten oder versehentlich gelöscht haben, können Sie hier einen neuen bestellen

Neuer Code

Passwort ändern

Altes Passwort 4

Neues Passwort 5

Bestätigung

OK

- Mindestens acht Zeichen lang
- Mindestens ein Gross- und ein Kleinbuchstabe
- Mindestens ein numerisches Zeichen
- Darf keines der letzten zwölf Kennwörter sein
- Mindestens ein Sonderzeichen (\$ @ # () ! % *)

- When first logging in, you will be asked for your contract number (1) and password (2). You can find these in the separate letter sent to you by post.
- After successfully logging in, a window will appear for entering a code (3), which was automatically sent (by text message) to the mobile phone number given by you.
- After your first log-in, you will be asked to change your password. The old password (4) is the password used for the first log-in, which can be found in your personal letter from us (2). You are free to choose your own new password (5), but must adhere to the following system requirements:
 - Contains at least 8 characters
 - Contains at least one capital letter and one lower-case letter
 - Contains at least one numeric character
 - Contains one of the following special symbols: \$ @ # () ! % *

First log-in with the Matrix card

Zugang E-Banking

Vertragsnummer
1

Passwort
2

Anmelden

[Passwort vergessen?](#)

© 2021 Privatbank IHAG Zürich AG | [Rechtliche Hinweise](#)

Login - Daten für das E-Banking

Sehr geehrte Kundin
Sehr geehrter Kunde

Anbei erhalten Sie Ihren Benutzernamen und Ihr Passwort für den Zugang zu Ihrem E-Banking.

Bitte melden Sie sich nach Erhalt dieses Schreibens so schnell wie möglich an (Bitte werden dann gebeten, Ihr Passwort zu ändern. Wir bitten Sie, zur Erstellung der folgenden Empfehlungen zu befolgen:

- Das Passwort muss mindestens acht Zeichen lang sein.
- Verwenden Sie Symbole, Zahlen sowie Gross- und Kleinbuchstaben.
- Verwenden Sie keine Passwörter, die Sie anderweitig nutzen (z.B. Passwort Ihres E-Mail-Kontos).
- Verwenden Sie keine Namen, Geburtstage oder andere Wörter, die sich leicht erraten lassen.
- Ändern Sie Ihr Passwort regelmäßig.
- Schreiben Sie Ihr Passwort niemals auf.
- Geben Sie Ihr Passwort niemandem.

Für weitere Informationen steht Ihnen Ihre Kundenbetreuerin / Ihr Kundenbetreuer zur Verfügung.

Freundliche Grüsse
Privatbank IHAG Zürich AG

Brief ohne Unterschrift

2 Ihr Passwort

Anmelden

Bitte geben Sie den Sicherheitscode ein
Bisher haben keine Anmeldevorgänge stattgefunden

Position C7
3

Anmelden

Passwort ändern

Altes Passwort
4

Neues Passwort
5

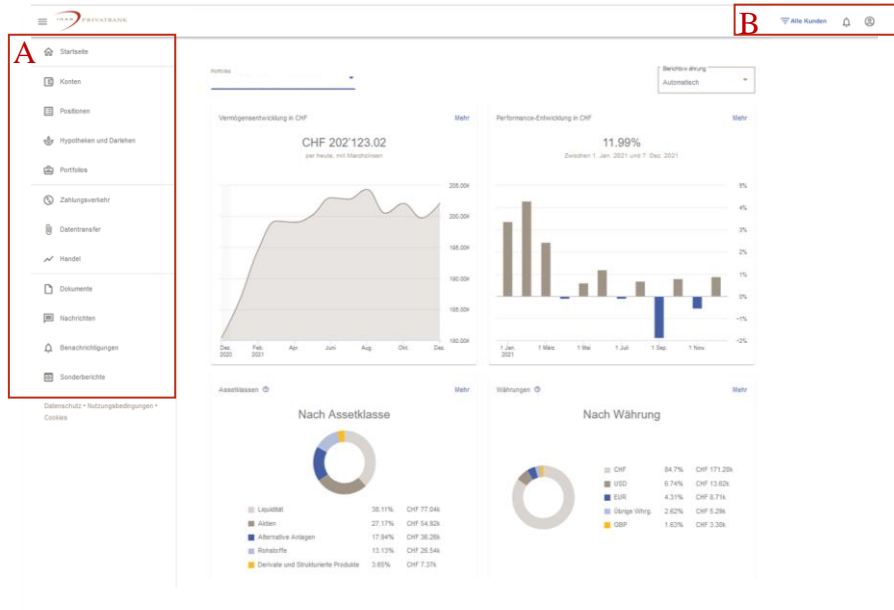
Bestätigung

OK

- Mindestens acht Zeichen lang
- Mindestens ein Gross- und ein Kleinbuchstabe
- Mindestens ein numerisches Zeichen
- Darf keines der letzten zwölf Kennwörter sein
- Mindestens ein Sonderzeichen (\$ @ # () ! % *)

- When first logging in, you will be asked for your contract number (1) and password (2). You can find this in the separate letter sent to you by post.
- After you have successfully logged in, a window will open in which you have to enter a security code (3), which can be found in the given position on your Matrix card (in the example given on the left, position C7). The Matrix card was sent to you by post in a separate letter.
- After your first log-in, you will be asked to change your password. The old password (4) is the password used for the first log-in, which can be found in your personal letter from us (2). You are free to choose your own new password (5), but must adhere to the following system requirements:
 - Contains at least 8 characters
 - Contains at least one capital letter and one lower-case letter
 - Contains at least one numeric character
 - Contains one of the following special symbols: \$ @ # () ! % *

Home page



The home page gives you the most important information at a glance:

- Latest status of asset development
- Asset performance
- Breakdown by asset category and currency

The navigation is constructed in a way that allows you to get to your desired function as quickly as possible.

A Vertical main navigation







Direct access to the desired function

B Horizontal navigation

Notifications from the bank are shown via the icons, and you can configure personalised user settings, change your password or log off from E-banking.

The main filter function allows you to filter by client or portfolio, and the filter settings you select are retained in later views.

General navigation

	<p>The vertical main navigation menu can be faded in and out by clicking on the  icon (next to the logo on the main page).</p>
	<p>The icon with the three dots can be found in various areas of E-banking. Clicking on this icon will open up the relevant actions in that context, providing you with further functionalities (e.g. direct execution of payments, calling up advice slips, etc.).</p>
	<p>The Export functionality allows you to export the data displayed in PDF, CSV or XLS format.</p>
	<p>On some pages you will find in-screen navigation. This is identifiable by the text appearing in blue font. By clicking on this you will be forwarded to a navigation menu giving you further information on the corresponding topic.</p>
	<p>You will also find a filter function on various pages. This makes it easier to carry out targeted searches for specific information and data, which is then displayed on the relevant page in overview form.</p>

Accounts

Startseite > Konten

Konten

Kontennummer/Inhaber suchen

Berichtswährung
Automatisch

Exportieren

Gesamtwert
CHF 77'039.62

Hans Mustermann CHF - CHF /	Hans Mustermann EUR - EUR /	Hans Mustermann USD - USD /
Wert CHF 2.59	Wert EUR 0.00 CHF 0.00	Wert USD 6'717.44 CHF 6'226.73
Max Mustermann JPY - JPY /	Max Mustermann USD - USD /	Vera Mustermann AUD - AUD /
Wert JPY 0 CHF 0.00	Wert USD 0.00 CHF 0.00	Wert AUD 94.41 CHF 62.27

Startseite > Konten > Konto Vera Mustermann CHF - CHF

Kontodetails
Vera Mustermann CHF - CHF

Transaktionen Übersicht

Filtern Exportieren


Anfangssaldo CHF 0.00

Total Belastungen CHF 6'000.00

Total Gutschriften CHF 63'464.81

Schlussaldo (9. Dez. 2021) CHF 57'464.81

Datum	Valutadatum	Auftragsnummer	Text	Gutschriftsbetrag (CHF)	Belastungsbetrag (CHF)	Saldo (CHF)
1. Dez. 2021	1. Dez. 2021			650.00		57'464.81
24. Nov. 2021	24. Nov. 2021			4'400.00		56'014.81
19. Nov. 2021	19. Nov. 2021				-6'000.00	52'414.81
16. Nov. 2021	16. Nov. 2021			323.75		56'414.81
30. Sep. 2021	30. Sep. 2021			69.99		56'091.06

The account list in the “Accounts” functional area shows you all your accounts, including current balances. Clicking on  gives you quick access to:

- Account details
- New payment
- Transfer from (account transfer)
- Transfer to (account transfer)
- Outstanding payments
- Associated documents

Clicking on an individual account will take you to the account transactions. This is where you can see the key data on individual bookings directly. You can call up more detailed information by clicking on the booking in question. You can use the filter function to search for specific account transactions.

Positions

Startseite > Positionen

Positionen

Portfolios auswählen


Nach Assetklasse Nach Wahrung Nach Portfolio gruppieren Berichts wahrung Automatisch Exportieren

Gesamtwert CHF 202'125.61

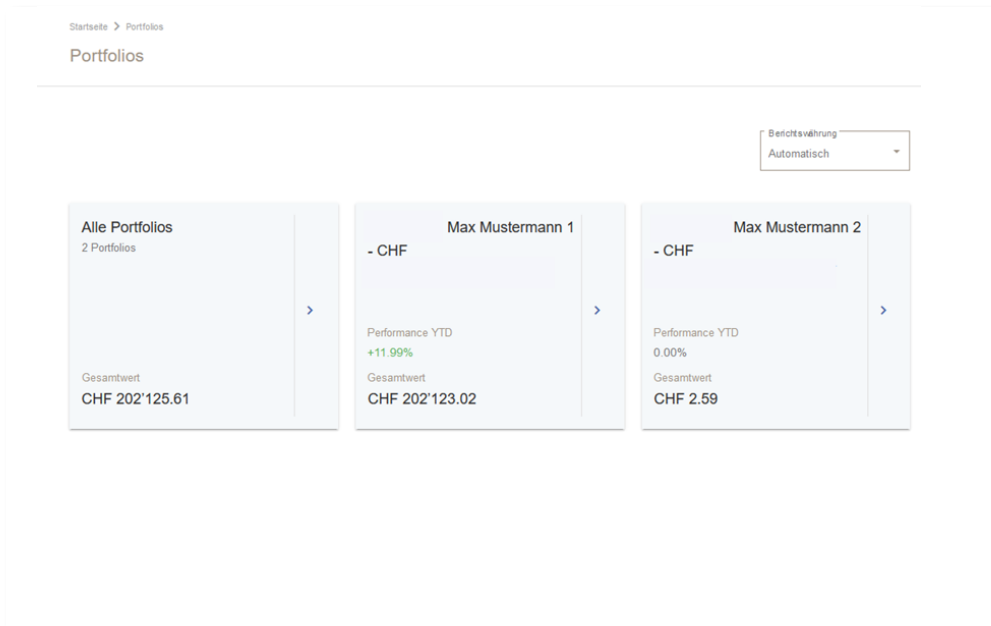
Alle aufklappen

	Wahrung	Position	YTM	Hist. Preis	Markt G/V	Markt G/V %	Betrag in CHF
	Anzahl	IBAN oder ISIN	Dauer	Preis	Wahrung G/V	Wahrung G/V % Total G/V %	Allokation
▼ Liquiditat							77'039.62 38.11%
▼ Aktien							54'922.90 27.17%
▼ Rohstoffe							26'535.00 13.13%
▼ Derivate und Strukturierte Produkte							7'369.25 3.65%
▲ Alternative Anlagen							36'258.84 17.94%
	CHF	2% NTS Swiss Life AG 2018-ohne	0.00%	99.80%	CHF 1'172.50	3.36%	36'244.44
	35'000.00	festen Verfall/Variable Zinssatz	2'598.91	103.15%	CHF 0.00	0.00%	17.93%
		(40431172)				3.36%	
		CH0404311729					

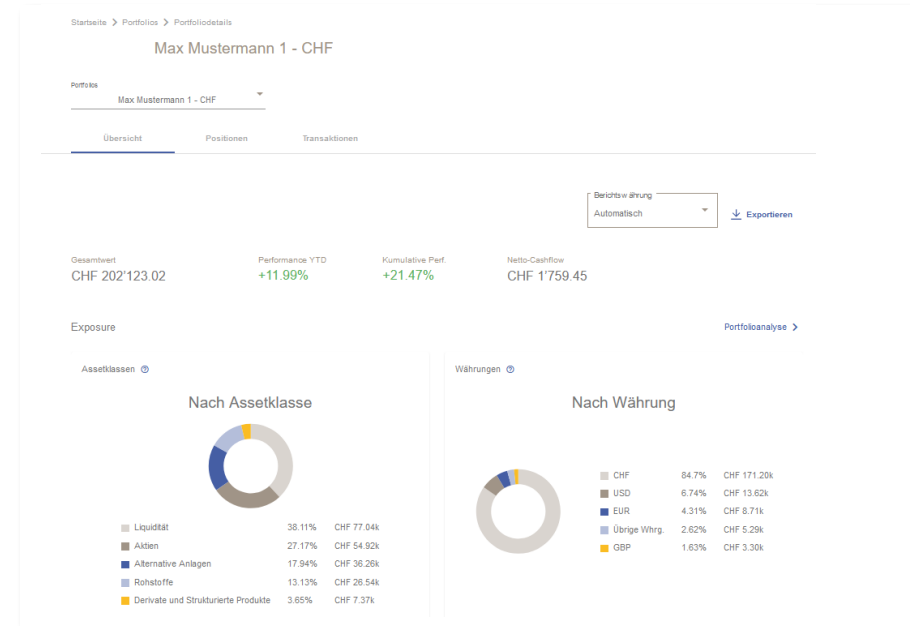
The “Positions” function area shows the breakdown of total assets by various value positions, e.g. liquidity, equities, bonds, etc.

The different value positions can be opened individually. You can view the details of each position via .

Portfolios

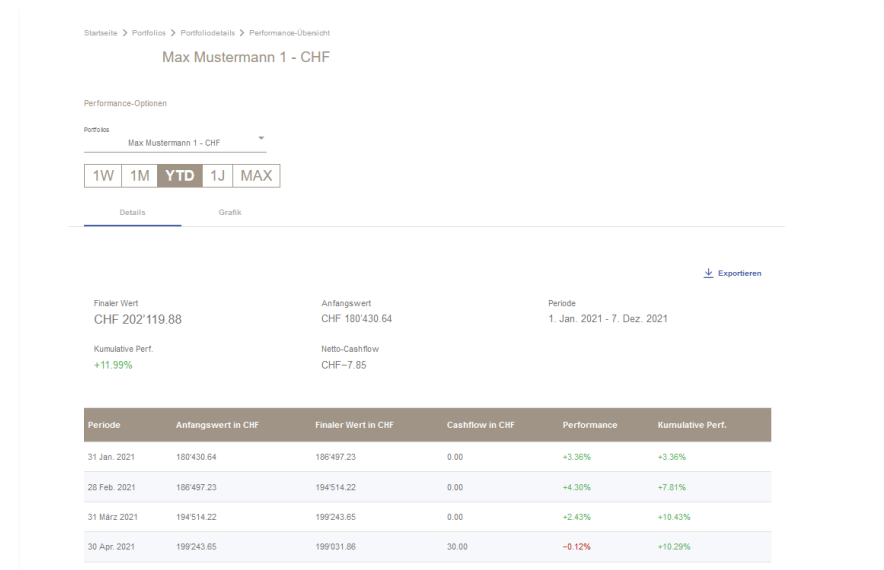
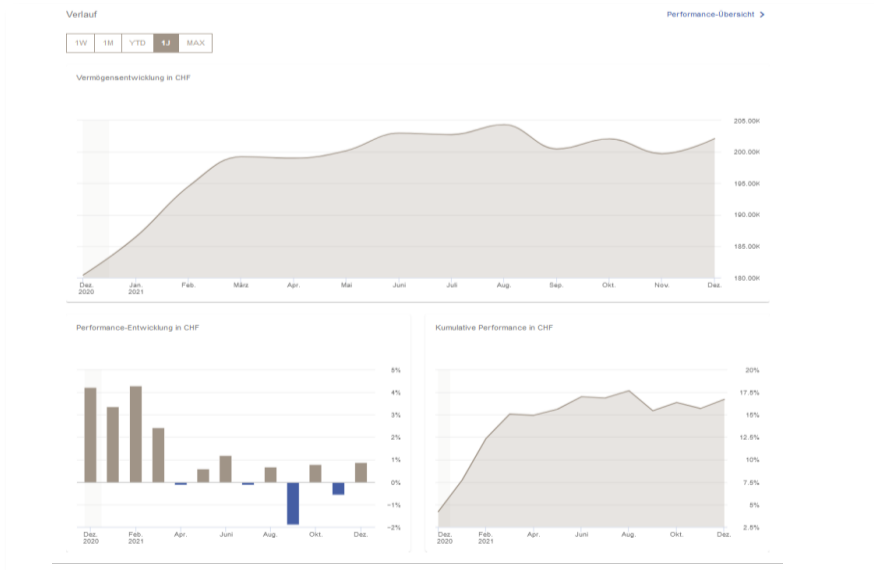


Selecting the “Portfolios” menu item will show you all the portfolios associated with your E-banking. When you click on a particular portfolio, the portfolio details will be shown. In addition to the overview, you can also call up a list of asset positions grouped by asset category or currency. As well as a short description of the individual position, you will also receive information on the purchase price, market value and position performance in both percentage and absolute terms.



You can find more detailed information in the portfolio analysis. This shows the breakdown of your assets in both graphic and tabular form. In addition to the listing of the individual positions, you can also find a maturity analysis. This gives you a preview of your future maturities (e.g. repayments of the nominal amount of a bond).

Portfolios



If you would like a picture of the development of your assets, you can find the corresponding graphs in the portfolio overview. The corresponding detail is provided in the performance overview.

Payments

Startseite > Zahlungsverkehr

Zahlungsverkehr

Einmalig Wiederkehrend Vorlagen

Pendenz Ausgeführt Alle Filtern Exportieren

Zahlungsart	Ausführungsdatum	Name des Begünstigten Konto des Begünstigten Zahlungsquelle	Belastungskonto Zahlungsgrund	Betrag	Status
<input type="checkbox"/> Bankzahlung Inland	2. Dez. 2021			CHF 72.00	Erledigt
<input type="checkbox"/> Bankzahlung Inland	22. Nov. 2021			CHF 800.00	Erledigt
<input type="checkbox"/> Oranger Einzahlungsschein	6. Mai 2021			CHF 1539.85	Erledigt
<input type="checkbox"/> Oranger Einzahlungsschein	8. März 2021			CHF 5500.00	Erledigt

The overview in the Payments area shows pending payments, payments executed (in the last 30 days), or all payments in tabular form. The timeframe for the payments displayed (e.g. for executed payments) can be modified by using the filter function.

The “Recurring” area shows the standing orders you have set up, while “Templates” shows the payment templates that you have saved.

By clicking on payment details can be displayed, debit slips can be downloaded, or the payment can be saved as a template or copied for the entering of a new payment.

By clicking on you can call up the Payments Assistant for a new payment or account transfer.

Startseite > Zahlungsverkehr > Zahlungsassistent

Zahlungsassistent

Neue Zahlung erfassen

Bitte geben Sie eine IBAN, Kontonummer oder den Namen des Begünstigten ein, um fortzufahren

Konto oder Begünstigten eingeben *

QR-Rechnung scannen

Scannen Sie eine QR-Rechnung mit der eingebauten Kamera oder einem anderen Gerät

Jetzt scannen

Payment

After the entry of the IBAN, the account number or the name of the beneficiary, the Assistant takes you step-by-step through the input screen. Here you have the option of scanning a QR bill, which the Assistant can help you with. For the scan, you can use either the built-in camera of your device or a USB-connected camera.

Account transfer

The “Account transfer” function is used to transfer funds between the different accounts that you can access via IHAG E-banking.

Data transfer

Startseite > Datentransfer > Datendownload

Datei herunterladen

Bitte wählen Sie eine Datei zum Herunterladen aus

Dateityp *

Konto

Beschreibung

Periode

Zeltraum

* Pflichtfeld

Abbrechen Herunterladen

In the “Data transfer” functional area, you can obtain data in Swift MT940 or MT571 formats. After selecting your preferred account and timeframe, the reports can then be called up via “Download file”,

Documents

Startseite > Dokumente

Dokumente Neu

Dokumente Abonnierte Berichte

Neu Posteingang Alle Filtern

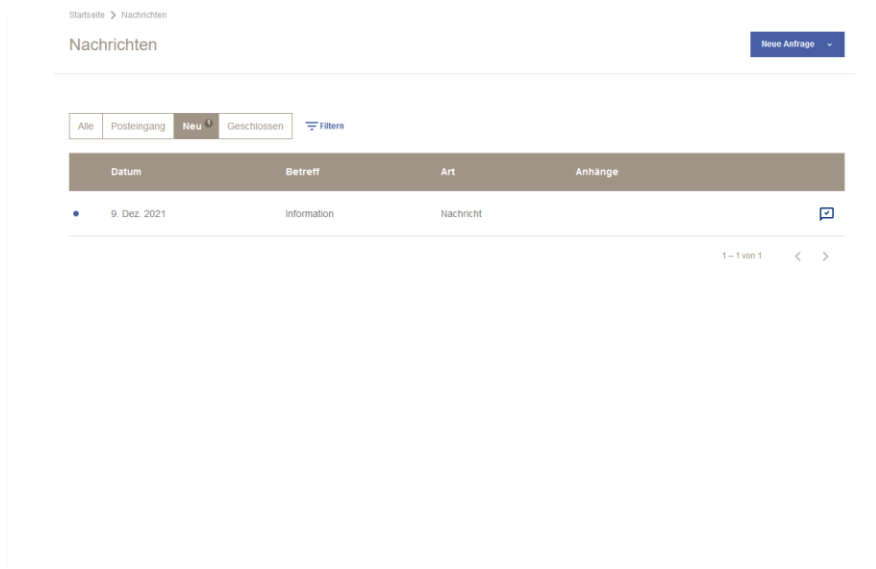
<input type="checkbox"/> Konto/Portfolio	Beschreibung	Kategorie	Empfangen
<input type="checkbox"/>	Incoming Payment Advice	Avis	4. Dez. 2021
<input type="checkbox"/>	Payment Advice	Avis	3. Dez. 2021
<input type="checkbox"/>	Stock Exchange Advice	Avis	6. Dez. 2021
<input type="checkbox"/>	Stock Exchange Advice	Avis	6. Dez. 2021
<input type="checkbox"/>	Incoming Payment Advice	Avis	25. Nov. 2021

In the Documents area you will find your bank documentation, such as account statements, credit advice slips or important bank notifications. These are available electronically as PDF documents at all times – without any concern about postal delays.


The number given under the heading “New” shows you the new, unread documents.

The “New” button can also be used to order additional account or portfolio statements. In the case of regular document dispatch the order is displayed as a “Subscription”, and for one-off dispatch as a “Report”.

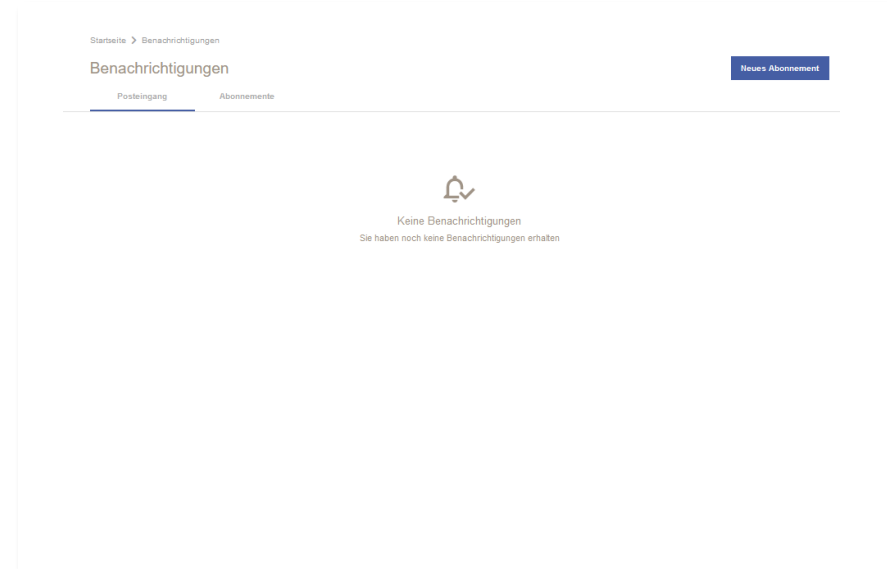
Messages and notifications



The “Messages” menu item gives you the opportunity to interact with your client advisor.

On the one hand you have the option of composing messages  to send to the bank or getting in touch with us to arrange a personal or phone consultation. On the other you can receive messages from your client advisor via the “Messages” function.

The mailbox cannot be used for time-critical or deadline-related communications, e.g. securities transactions or payment orders.



In the “Notifications” area you can determine the events that will trigger a report being sent to your Notifications inbox. Possible event types include the breaching of a certain threshold (ceiling or floor) of your account or credit balance, new notifications or documents in E-banking, etc.

Using your smartphone camera as a reader for QR bills in e-banking



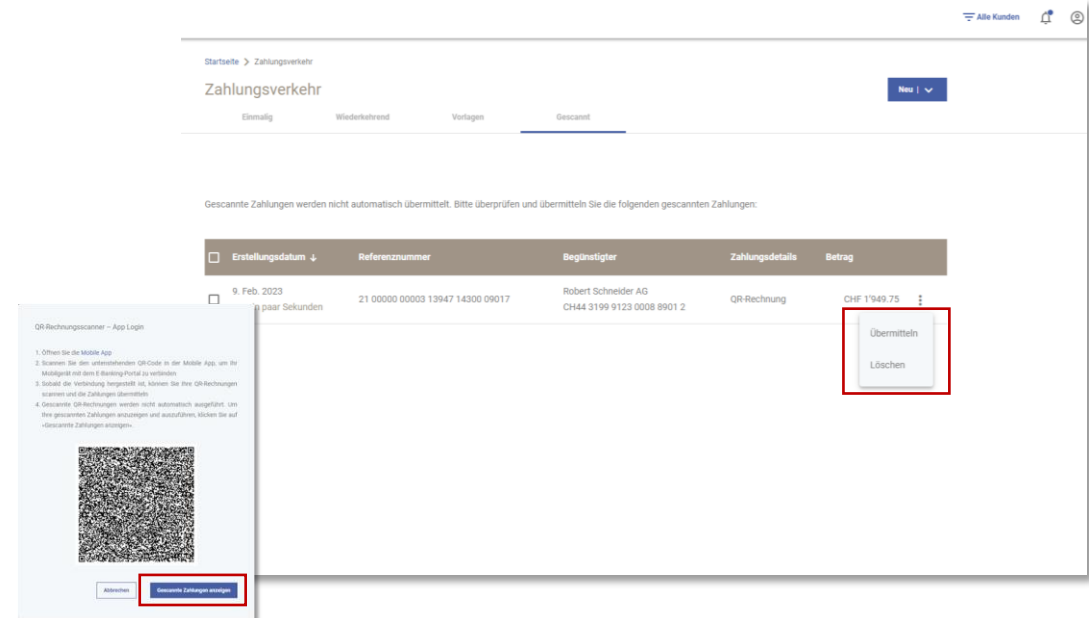
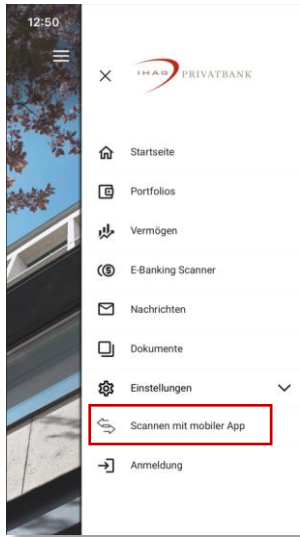
In the Payments Assistant for new payments, select “Scan with mobile app”:

Mit Mobile App scannen



The PC screen displays a QR code.

Using your smartphone camera as a reader for QR bills in e-banking



You must have the IHAG Mobile Banking app open on your mobile phone – however, you don't need to register to use the function described here. In the mobile app, select the menu item "Scan with mobile app" and scan the QR code shown on the PC. Once your smartphone has confirmed that it is successfully connected, you can use your phone camera for reading QR bills directly into e-banking.

Important: Bills scanned in this way are not settled automatically. By selecting "Display scanned payments" in the above-mentioned pop-up box or by clicking the "Scanned" tab in the e-banking payments overview, you can click into the scanned payments and either edit them or transmit or delete them via the menu with the three dots.

Your contact partner

If you have any questions or technical problems, please do not hesitate to contact your advisor.

Privatbank IHAG Zürich AG
Bleicherweg 18 Postfach
8022 Zurich
Tel. +41 44 205 11 11
Email: info@pbihag.ch

Publisher: Privatbank IHAG Zürich AG, Bleicherweg 18, CH-8022 Zurich

The products, services, information and/or documentation described here may not be accessible to persons residing in certain countries. Please take note of the applicable restrictions for the corresponding products or services, information and/or documentation, as well as the General Conditions of Use for E-Banking.

© Privatbank IHAG Zürich AG - 2022. All rights reserved.